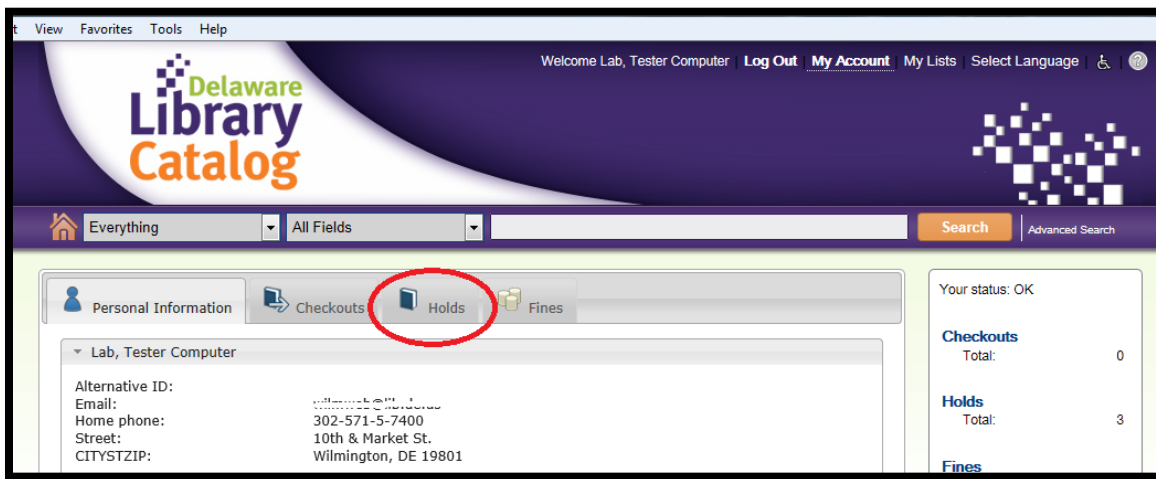


How do I Change My Holds Pickup Location?

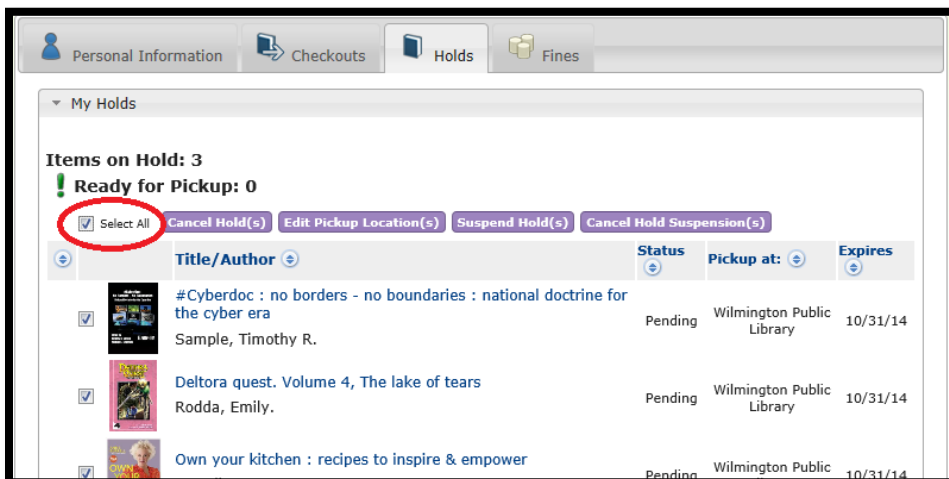
To change your holds pickup location, first log into “My Account” from the Library’s catalog using your 14 digit barcode number and PIN. <http://dlc.lib.de.us/client/default>



Once you have logged in – Click on the “Tab” that says “HOLDS.”




Click on the “Select All” button to make the changes to all of your holds. Or click on the box next to each item that you want to change.



Click on the purple “Edit Pickup Location(s)” tab:

Items on Hold: 3
! Ready for Pickup: 0

Select All [Cancel Hold\(s\)](#) [Edit Pickup Location\(s\)](#) [Suspend Hold\(s\)](#) [Cancel Hold Suspension\(s\)](#)

Title/Author	Status	Pickup at:	Expires
<input checked="" type="checkbox"/>  #Cyberdoc : no borders - no boundaries : national doctrine for the cyber era	Pending	Wilmington Public Library	10/31/1-

A window should pop up showing each item you selected. Just click on the arrow next to each item and use the pull down menu to pick a different pickup library location. Don't forget to click on the “Change” button once you have made your selections. You can select any Library that is most convenient for you.

Edit Holds

Title	Pickup Library:
#Cyberdoc : no borders - no boundaries : national doctrine for the cyber era	Wilmington Public Library
Deltora quest. Volume 4, The lake of tears	Wilmington Public Library
Own your kitchen : recipes to inspire & empower	Wilmington Public Library

[Change](#)